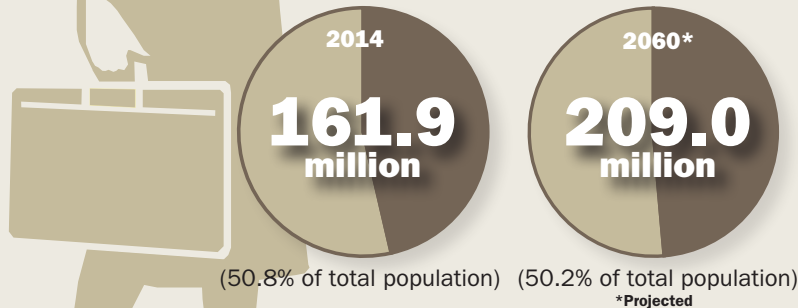


Facts & Figures

DEMOGRAPHICS

Population




Median Age




SOURCE: U.S. Census Bureau, Current Population Survey, Annual Social and Economic Supplement, 2012, Population Division.

BUSINESS

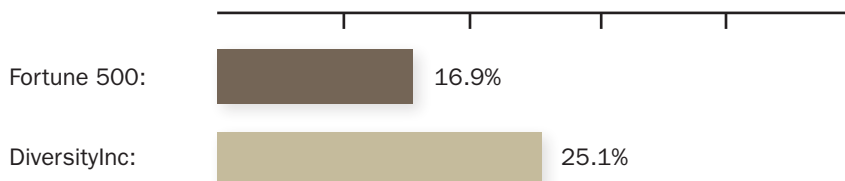
Women in Management



Women in Senior Management




Women on Boards of Directors



SOURCE: Center for American Progress

Women CEOs of Fortune 500 Companies:
22 (4.4 percent women)


Women CEOs of DiversityInc Top 50:
4 (8 percent women)



Christi Shaw
Novartis Pharmaceuticals
Corporation (No. 1)



Cathy Engelbert
Deloitte (No. 12)

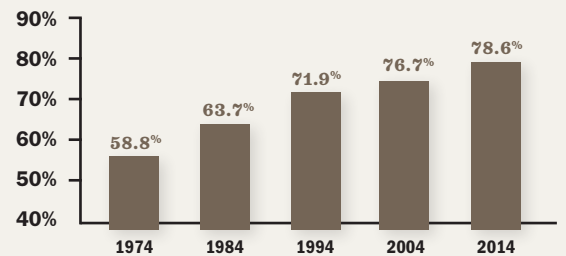


Virginia M. Rometty
IBM (No. 22)

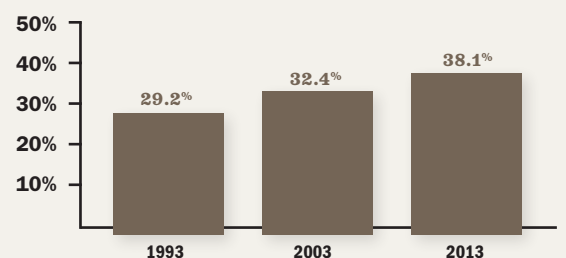


Beth Mooney
KeyCorp (No. 49)

Women's Earnings as a Percentage of Men's



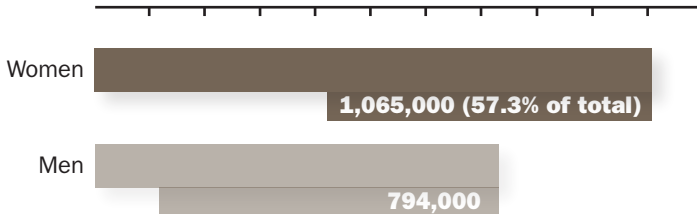
Wives Who Earn More Than Their Husbands



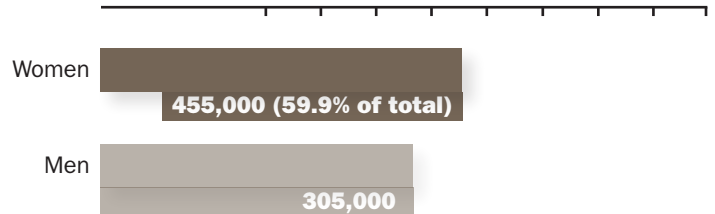
SOURCE: Bureau of Labor Statistics, U.S. Census

EDUCATION

Bachelor's Degrees Awarded (2013-2014)




Master's and Doctoral Degrees Awarded (2013-2014)



SOURCE: National Center for Education Statistics


Percent with at least a high school diploma, ages 25 to 29

FEMALES




Percent with at least a bachelor's degree, ages 25 to 29

FEMALES



MALES



MALES

